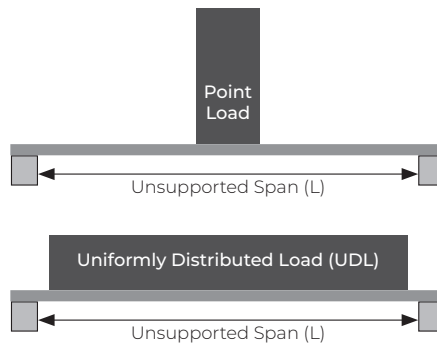
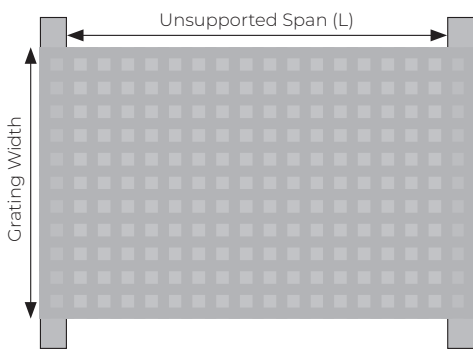


SOLID TOP GRATING

DATASHEET

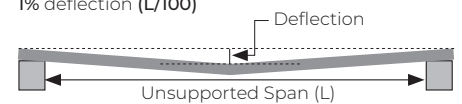
Load & Deflection Data

1000mm WIDE GRATING			Unsupported Span (L) (unfixed)						
Grating Thickness	Self-weight	Load Type	300mm	500mm	600mm	750mm	1000mm	1200mm	1500mm
29 mm	18 kg/m ²	Point Load (kg)	8425	3025	2095	1335	740	505	315
		UDL (kg/m ²)	13485	4850	3360	2145	1195	825	515
42 mm	24 kg/m ²	Point Load (kg)	22975	8260	5730	3660	2045	1410	890
		UDL (kg/m ²)	36765	13225	9180	5865	3590	2275	1440
54 mm	28 kg/m ²	Point Load (kg)	33745	12140	8420	5380	3015	2080	1315
		UDL (kg/m ²)	53995	19430	13485	8620	4835	3345	2125

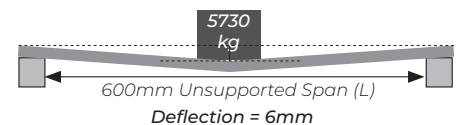


Deflection Data

Load information above is for 1% deflection (L/100)



Example: 1000mm x 42mm grating



FOR MORE INFORMATION

Call: 01206 322 899
 Email: sales@deck-safe.co.uk
 Visit: www.decksafe.co.uk



SOLID TOP GRATING

DATASHEET

Load & Deflection Data

1200mm WIDE GRATING			Unsupported Span (L) (unfixed)						
Grating Thickness	Self-weight	Load Type	300mm	500mm	600mm	750mm	1000mm	1200mm	1500mm
29 mm	18 kg/m ²	Point Load (kg)	10130	3640	2520	1605	895	610	375
		UDL (kg/m ²)	16210	5830	4040	2580	1440	990	620
42 mm	24 kg/m ²	Point Load (kg)	27640	9940	6895	4405	2460	1700	1070
		UDL (kg/m ²)	44225	15910	11045	7060	3955	2735	1730
54 mm	28 kg/m ²	Point Load (kg)	40540	14580	10120	6465	3620	2500	1580
		UDL (kg/m ²)	64870	23340	16200	10360	5810	4020	2550



FOR MORE INFORMATION

Call: 01206 322 899

Email: sales@deck-safe.co.uk

Visit: www.decksafe.co.uk

